

⚡ Specifications

Nominal Voltage(V)

12V

Nominal Capacity

20 hour rate	(3.1A to 10.50V)	62Ah
10 hour rate	(6.2A to 10.80V)	62Ah
5 hour rate	(10.54A to 10.20V)	52.7Ah
1 hour rate	(37.2A to 9.60V)	37.2Ah
1 C	(62A to 9.60V)	35.13Ah

Weight

Approx. 18.7kg(41.14Lbs.)

Internal Resistance (at 1KHz)

Approx. 6.8 mΩ

Maximum Discharge Current for

5 seconds: 744A

Charging Methods at 25°C(77°F)

Cycle use:

Charging Voltage 14.4 to 15.0V

Coefficient -5.0mV/°C/cell

Maximum Charging Current : 18.6A

Standby use:

Float Charging Voltage 13.5 to 13.8V

Coefficient -3.0mV/°C/cell

Operating Temperature Range

Charge -15°C(5°F) to 40°C(104°F)

Discharge -15°C(5°F) to 50°C(122°F)

Storage -15°C(5°F) to 40°C(104°F)

Charge Retention (shelf life) at 20°C(68°F)

1 month 98%

3 month 94%

6 month 85%

Case Material

ABS UL94 HB

Option: Flammability resistance of (UL94 V-0)

Design Life

3-5 Years.

Terminal

F8



⚡ Dimensions

Length (L) 226 ± 1^2 (8.90 ± 0.08 / -0.04)

Width (W) 135 ± 1^2 (5.31 ± 0.08 / -0.04)

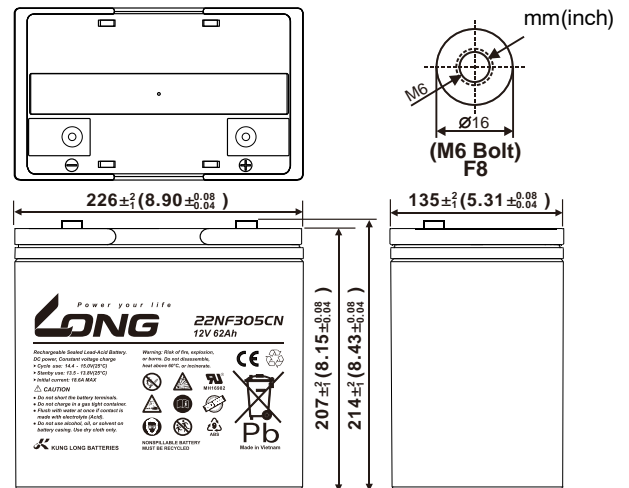
Height (H) 207 ± 1^2 (8.15 ± 0.08 / -0.04)

Overall Height (HT) 214 ± 1^2 (8.43 ± 0.08 / -0.04)

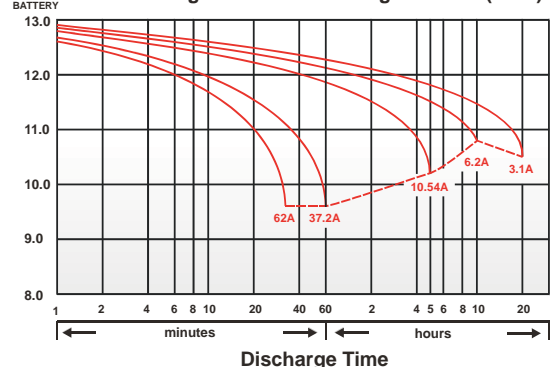
Description of torque value of hard ware for the terminals:

Recommended torque value M6: 7 N-m (71 kgf-cm)

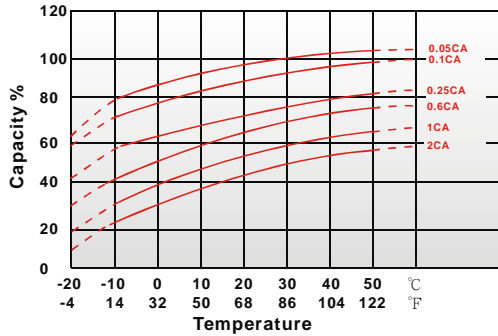
Maximum allowable torque value M6: 10 N-m (102 kgf-cm)



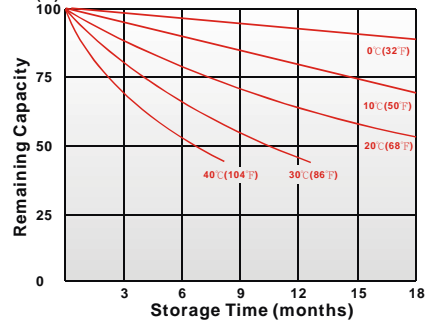
(v) Discharge Time VS. Discharge Current (25°C)



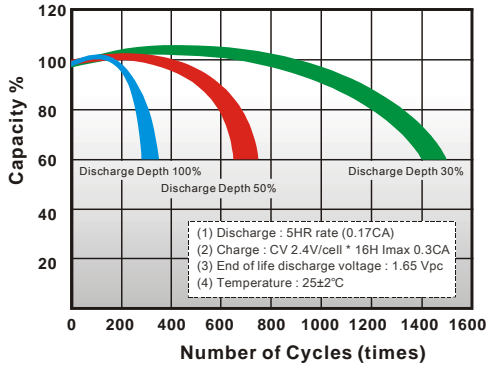
Effect of Temperature on Capacity 25°C(77°F)



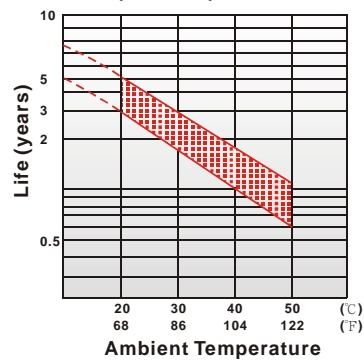
Capacity Retention Characteristic



Cycle Service Life



Trickle (or float) Service Life



- PERFORMANCE DATA

Discharge Rates in Watts to Various End Voltages at 25°C(77°F)

End Voltage		1.85V	1.80V	1.75V	1.70V	1.67V	1.65V	1.60V
Time								
5	min	211	326	393	438	450	464	479
10	min	131	207	249	278	285	294	304
15	min	110	157	185	203	208	214	220
30	min	68.8	88.7	101	111	114	117	121
60	min	57.7	70.7	72.9	74.3	74.7	75.2	75.9
120	min	36.0	37.5	38.6	39.3	39.5	39.8	40.2
180	min	28.9	30.1	31.0	31.6	31.8	32.0	32.3
240	min	23.2	24.2	24.9	25.4	25.5	25.7	25.9
300	min	19.7	20.6	21.2	21.6	21.7	21.9	22.1
600	min	11.7	12.1	12.5	12.7	12.8	12.9	13.0
1200	min	6.12	6.37	6.56	6.69	6.73	6.78	6.84

- Discharge Rates in Amperes to Various End Voltages at 25°C(77°F)

End Voltage		1.85V	1.80V	1.75V	1.70V	1.67V	1.65V	1.60V
Time								
5	min	120	189	228	254	261	269	278
10	min	74.9	118	142	159	163	168	174
15	min	57.3	85.4	101	111	114	117	120
30	min	43.6	51.7	59.8	64.0	64.8	67.1	72.4
60	min	32.5	35.9	37.6	38.9	39.4	40.0	40.6
120	min	19.3	20.7	21.8	22.7	23.0	23.5	24.1
180	min	13.3	14.5	15.6	16.1	16.3	16.6	16.9
240	min	11.3	11.9	12.5	13.1	13.2	13.4	13.6
300	min	10.3	10.7	11.0	11.2	11.3	11.4	11.5
600	min	5.96	6.20	6.38	6.50	6.53	6.58	6.64
1200	min	3.03	3.16	3.26	3.32	3.34	3.36	3.39

All data on the spec. sheet is an average value:

The tolerance range : X<6min(+15%~-15%), 6min ≤ X<10min(+12%~-12%), 10min ≤ X < 60min(+8%~-8%), X ≥ 60min(+5%~-5%)

130624-10