

⚡ Specifications

Nominal Voltage(V)

12V

Nominal Power

15 mins rate: 710W/cell to 1.67V/cell

Nominal Capacity

20 hour rate	(9.5A to 10.50V)	190Ah
10 hour rate	(18.05A to 10.50V)	180.5Ah
8 hour rate	(21.85A to 10.50V)	174.8Ah
5 hour rate	(32.3A to 10.20V)	161.5Ah

Weight

Approx. 59.5kg(131Lbs.)

Internal Resistance (at 1KHz)

Approx. 3.5 mΩ

Maximum Discharge Current for

5 seconds: 1615A

Short Circuit Current (A) IEC 60896 -21-22

3400A

Charging Methods at 25°C(77°F)

Maximum Charging Current :	57A
Boost Charging Voltage	14.1 to 14.4V
Boost Charge Time	8-9Hr
Float Charging Voltage	13.5 to 13.65V
Coefficient	-3.0mV/°C/cell

Operating Temperature Range

Charge	-15°C(5°F) to 45°C(113°F)
Discharge	-15°C(5°F) to 50°C(122°F)
Storage	-15°C(5°F) to 40°C(104°F)

Charge Retention (shelf life) at 20°C(68°F)

1 month	98%
3 month	94%
6 month	85%

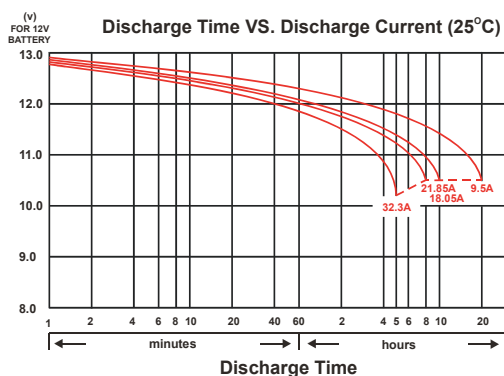
Case Material

ABS UL94 HB
Option: Flammability resistance of (UL94 V-0)

Design Life

EUROBAT(20°C) : >12 YEARS VERY LONG LIFE

Discharge Time VS. Discharge Current (25°C)



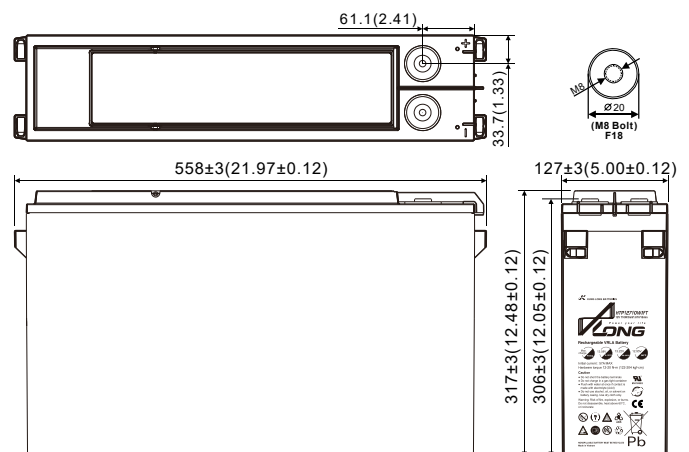
⚡ Dimensions

Length (L)	558±3 (21.97±0.12)
Width (W)	127±3 (5.00±0.12)
Height (H)	317±3 (12.48±0.12)
Overall Height (HT)	317±3 (12.48±0.12)
Terminal	F18

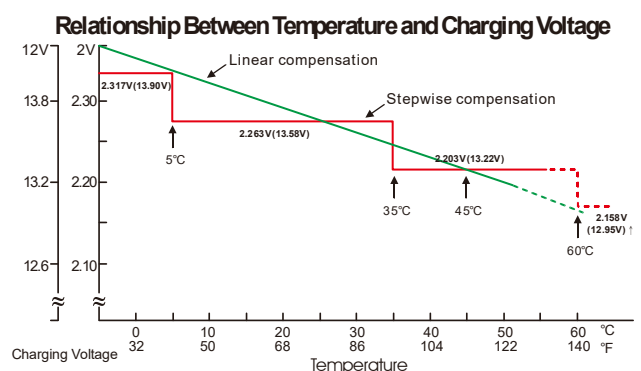
Description of torque value of hardware for the terminals:

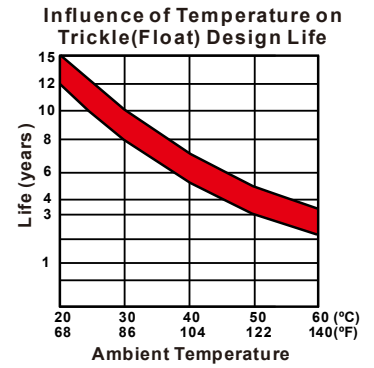
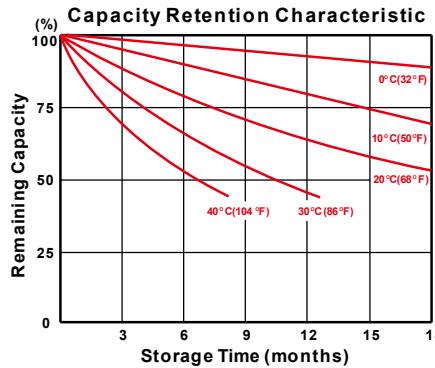
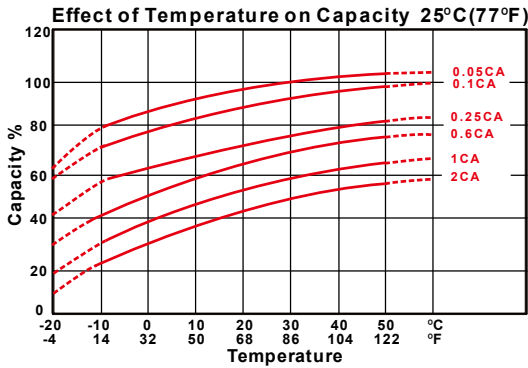
Recommended torque value	M8: 12 N-m (122 kgf-cm)
Maximum allowable torque value	M8: 20 N-m (204 kgf-cm)

mm(inch)



Relationship Between Temperature and Charging Voltage





- PERFORMANCE DATA

Discharge Rates in Watts to Various End Voltages at 25°C(77°F)

End Voltage		1.85V	1.80V	1.75V	1.70V	1.67V	1.65V	1.60V
10	min	650	717	777	827	860	878	891
15	min	580	635	680	700	710	720	725
30	min	400	425	445	453	457	461	463
60	min	210	217	221	224	226	227	228
120	min	120	127	131	134	136	137	138
180	min	87.0	90.5	93.0	94.5	95.3	95.8	96.0
240	min	70.0	72.5	74.3	75.3	75.8	76.0	76.1
300	min	59.5	61.4	62.7	63.5	64.0	64.2	64.3
480	min	39.5	42.0	43.8	44.6	45.1	45.4	45.5
600	min	35.0	36.5	37.2	37.6	37.8	37.9	38.0
1200	min	18.0	18.8	19.2	19.4	19.5	19.5	19.6

Discharge Rates in Amperes to Various End Voltages at 25°C(77°F)

End Voltage		1.85V	1.80V	1.75V	1.70V	1.67V	1.65V	1.60V
10	min	340	390	430	463	488	505	520
15	min	300	345	380	400	410	417	420
30	min	205	225	240	249	254	257	260
60	min	110	116	120	123	125	127	128
120	min	60.3	64.9	69.0	72.0	74.2	75.4	76.2
180	min	44.5	47.0	49.0	50.1	50.7	51.1	51.4
240	min	35.8	37.6	39.2	40.3	40.8	40.9	41.0
300	min	29.0	31.2	33.0	33.5	33.7	33.9	34.0
480	min	20.2	22.3	22.9	23.2	23.4	23.5	23.6
600	min	18.1	19.1	19.2	19.3	19.3	19.3	19.4
1200	min	9.15	9.62	9.69	9.71	9.74	9.75	9.77

All data on the spec. sheet is an average value:

The tolerance range : $X < 6\text{min}$ (+15%~-15%), $6\text{min} \leq X < 10\text{min}$ (+12%~-12%), $10\text{min} \leq X < 60\text{min}$ (+8%~-8%), $X \geq 60\text{min}$ (+5%~-5%)

190326-1C