

### ⚡ Specifications

#### Nominal Voltage(V)

12V

#### Nominal Capacity

20 hour rate	(0.9A	to	10.50V)	18Ah
10 hour rate	(1.71A	to	10.50V)	17.1Ah
5 hour rate	(3.06A	to	10.20V)	15.3Ah
1 C	(18A	to	9.60V)	11.4Ah
3 C	(54A	to	9.60V)	7.2Ah

#### Cold Cranking Amperes (-18°C)

200A

#### Cranking Amperes (25°C)

275A

#### Weight

Approx. 5.6kg(12.32Lbs.)

#### Internal Resistance (at 1KHz)

Approx. 10.5 mΩ

#### Maximum Discharge Current for

5 seconds: 270A

#### Charging Methods at 25°C(77°F)

Cycle use:	
Charging Voltage	14.4 to 15.0V
Coefficient -5.0mV/°C/cell	
Maximum Charging Current :	5.4A
Standby use:	
Float Charging Voltage	13.5 to 13.8V
Coefficient -3.0mV/°C/cell	

#### Operating Temperature Range

Charge	-15°C(5°F)	to	40°C(104°F)
Discharge	-15°C(5°F)	to	50°C(122°F)
Storage	-15°C(5°F)	to	40°C(104°F)

#### Charge Retention (shelf life) at 20°C(68°F)

1 month	97%
3 month	92%
6 month	85%

#### Case Material

ABS UL94 HB  
Option: Flammability resistance of (UL94 V-0)

#### Design Life

EUROBAT(20°C): 3-5 YEARS STANDARD COMMERCIAL

#### Terminal

F3



### ⚡ Dimensions

#### Length (L)

181 ± 0.08 / 7.13 ± 0.04

#### Width (W)

76 ± 0.04 / 2.99 ± 0.04

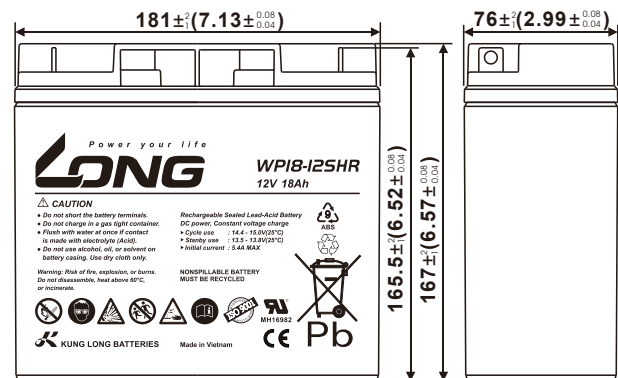
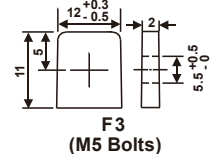
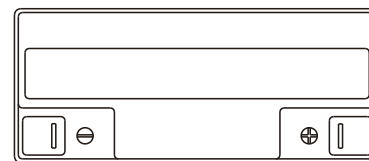
#### Height (H)

167 ± 0.08 / 6.57 ± 0.04

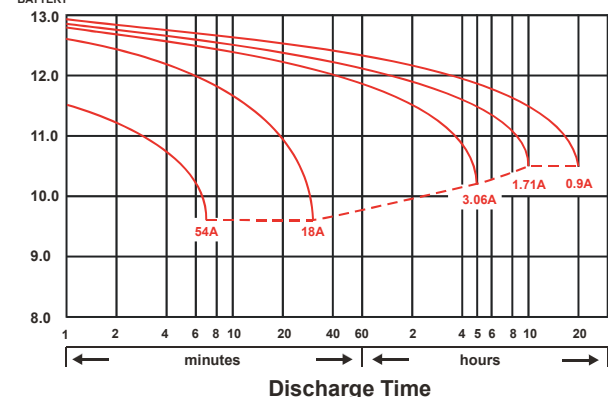
#### Overall Height (HT)

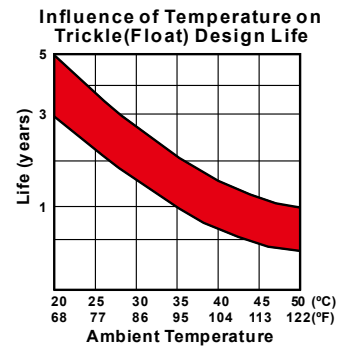
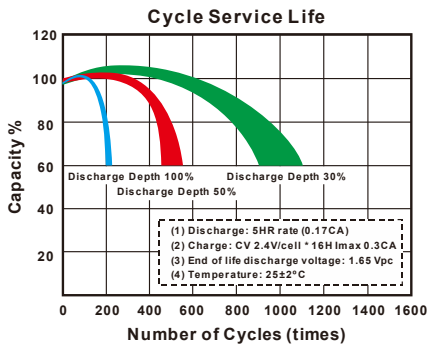
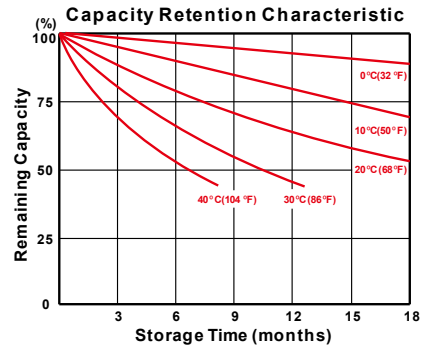
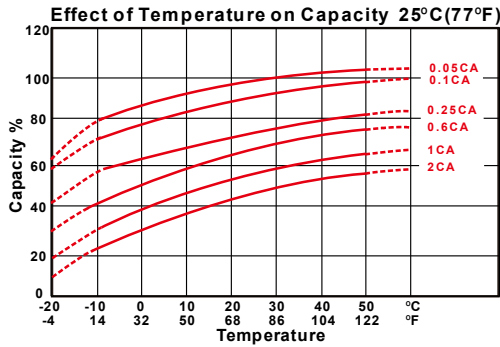
167 ± 0.08 / 6.57 ± 0.04

mm(inch)



#### (V) FOR 12V BATTERY Discharge Time VS. Discharge Current (25°C)





### - PERFORMANCE DATA

#### Discharge Rates in Watts to Various End Voltages at 25°C(77°F)

End Voltage		1.85V	1.80V	1.75V	1.70V	1.67V	1.65V	1.60V
Time	min							
10	min	67.0	77.1	84.5	89.1	90.2	91.7	92.9
15	min	57.2	64.5	69.4	72.5	73.3	74.2	75.1
30	min	32.7	35.1	37.7	39.4	39.8	40.3	40.8
60	min	18.8	19.8	20.7	21.3	21.5	21.8	22.2
120	min	11.9	12.4	12.7	13.1	13.2	13.3	13.5
180	min	8.75	9.10	9.33	9.53	9.60	9.68	9.78
240	min	6.63	6.93	7.12	7.27	7.32	7.38	7.46
300	min	5.82	6.05	6.17	6.27	6.30	6.35	6.41
600	min	3.40	3.52	3.60	3.67	3.68	3.72	3.75
1200	min	1.77	1.83	1.88	1.92	1.93	1.95	1.96

#### - Discharge Rates in Amperes to Various End Voltages at 25°C(77°F)

End Voltage		1.85V	1.80V	1.75V	1.70V	1.67V	1.65V	1.60V
Time	min							
10	min	38.6	41.8	44.3	46.5	47.4	48.4	50.1
15	min	31.9	34.6	36.3	37.7	38.2	38.8	39.7
30	min	17.4	18.7	19.8	20.7	21.0	21.4	21.9
60	min	9.74	10.3	10.7	11.0	11.1	11.3	11.5
120	min	5.98	6.23	6.39	6.53	6.58	6.64	6.72
180	min	4.35	4.52	4.64	4.73	4.76	4.80	4.85
240	min	3.43	3.52	3.58	3.62	3.63	3.65	3.68
300	min	2.96	3.02	3.07	3.11	3.12	3.14	3.16
600	min	1.73	1.77	1.80	1.82	1.83	1.84	1.85
1200	min	0.893	0.914	0.931	0.946	0.952	0.959	0.962

All data on the spec. sheet is an average value:

The tolerance range :  $X < 6\text{min}$ (+15%~-15%),  $6\text{min} \leq X < 10\text{min}$ (+12%~-12%),  $10\text{min} \leq X < 60\text{min}$ (+8%~-8%),  $X \geq 60\text{min}$ (+5%~-5%)