

⚡ Specifications

Nominal Voltage(V)

12V

Nominal Capacity

20 hour rate	(0.45A to 10.50V)	9Ah
10 hour rate	(0.855A to 10.50V)	8.55Ah
5 hour rate	(1.53A to 10.20V)	7.65Ah
1 C	(9A to 9.60V)	4.8Ah
3 C	(27A to 9.60V)	3.15Ah

Weight

Approx. 2.4kg(5.28Lbs.)

Internal Resistance (at 1KHz)

Approx. 16 mΩ

Maximum Discharge Current for

5 seconds: 135A

Charging Methods at 25°C(77°F)

Maximum Charging Current :	2.7A
Standby use:	
Float Charging Voltage	13.5 to 13.8V
Coefficient -3.0mV/°C/cell	

Operating Temperature Range

Charge	-15°C(5°F) to 40°C(104°F)
Discharge	-15°C(5°F) to 50°C(122°F)
Storage	-15°C(5°F) to 40°C(104°F)

Charge Retention (shelf life) at 20°C(68°F)

1 month	97%
3 month	92%
6 month	85%

Case Material

ABS UL94 HB
Option: Flammability resistance of (UL94 V-0)

Design Life

EUROBAT(20°C): 3-5 YEARS STANDARD COMMERCIAL

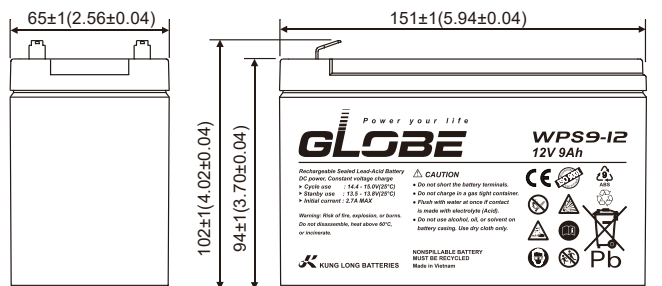
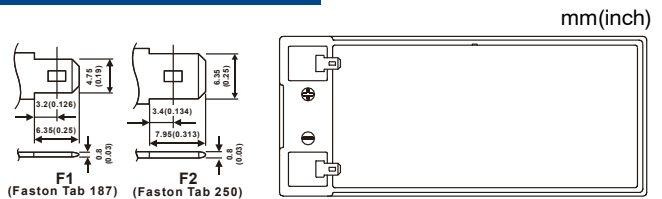
Terminal

F1 or F2 (Faston Tab 187 or 250)

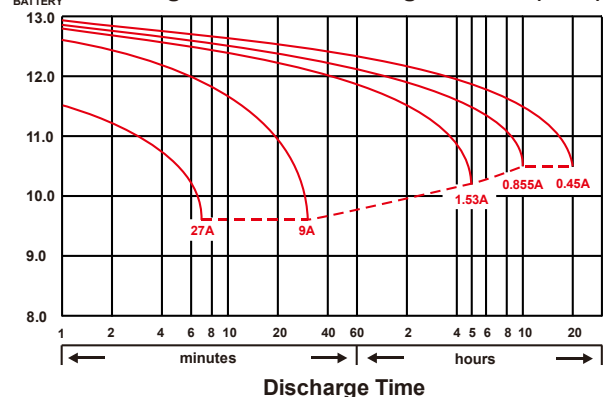


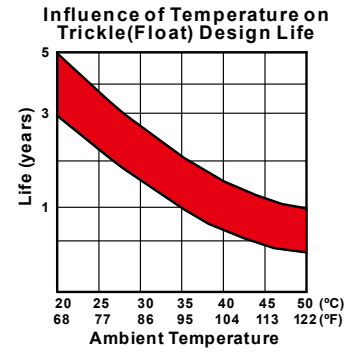
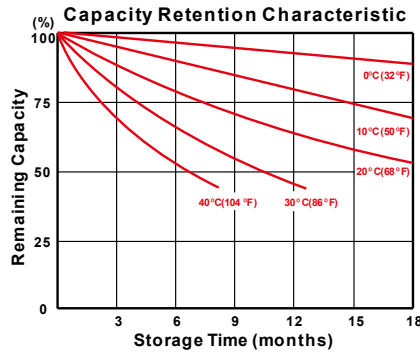
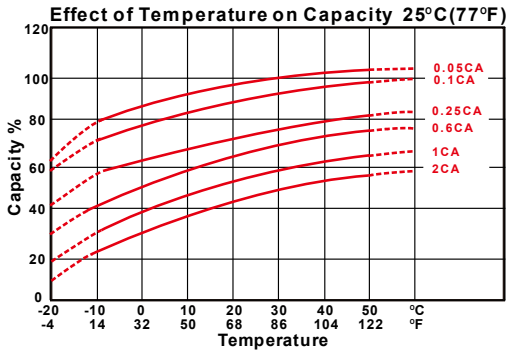
⚡ Dimensions

Length (L)	151±1 (5.94±0.04)
Width (W)	65±1 (2.56±0.04)
Height (H)	94±1 (3.70±0.04)
Overall Height (HT)	102±1 (4.02±0.04)



(V) FOR 12V BATTERY **Discharge Time VS. Discharge Current (25°C)**





- PERFORMANCE DATA

Discharge Rates in Watts to Various End Voltages at 25°C (77°F)

End Voltage		1.85V	1.80V	1.75V	1.70V	1.67V	1.65V	1.60V
10	min	38.6	40.2	41.3	42.0	42.3	42.5	42.6
15	min	29.7	30.2	30.7	31.1	31.4	31.6	31.7
30	min	18.6	19.3	19.7	20.0	20.2	20.3	20.4
60	min	9.75	10.2	10.6	10.8	10.9	11.0	11.1
120	min	5.72	6.13	6.44	6.63	6.75	6.83	6.88
180	min	4.24	4.36	4.46	4.53	4.58	4.62	4.65
240	min	3.42	3.62	3.71	3.75	3.78	3.80	3.81
300	min	2.57	2.69	2.79	2.86	2.92	2.97	3.00
480	min	1.83	1.90	1.94	1.97	1.99	2.01	2.03
600	min	1.54	1.61	1.65	1.68	1.70	1.71	1.72
1200	min	0.788	0.823	0.843	0.858	0.868	0.873	0.879

- Discharge Rates in Amperes to Various End Voltages at 25°C (77°F)

End Voltage		1.85V	1.80V	1.75V	1.70V	1.67V	1.65V	1.60V
10	min	20.6	21.5	22.3	23.0	23.5	23.9	24.3
15	min	14.9	15.6	16.3	16.9	17.3	17.6	17.8
30	min	8.91	9.10	9.26	9.39	9.45	9.48	9.50
60	min	4.92	5.18	5.40	5.50	5.56	5.59	5.60
120	min	3.05	3.39	3.60	3.71	3.76	3.79	3.80
180	min	2.15	2.22	2.26	2.28	2.29	2.30	2.30
240	min	1.75	1.78	1.81	1.83	1.84	1.85	1.86
300	min	1.45	1.50	1.53	1.55	1.56	1.57	1.57
480	min	0.975	1.01	1.04	1.06	1.07	1.08	1.09
600	min	0.825	0.842	0.855	0.866	0.872	0.876	0.878
1200	min	0.425	0.439	0.450	0.454	0.456	0.457	0.458

All data on the spec. sheet is an average value:

The tolerance range : $X < 6\text{min}$ (+15%~-15%), $6\text{min} \leq X < 10\text{min}$ (+12%~-12%), $10\text{min} \leq X < 60\text{min}$ (+8%~-8%), $X \geq 60\text{min}$ (+5%~-5%)

290426-1B-V