

LSK300 2Volt 300Ah

Specifications

Nominal Voltage(V) **2V**

Nominal Capacity

20 hour rate	(15A)	to	1.75V)	300Ah
5 hour rate	(51A)	to	1.70V)	255Ah
1 hour rate	(165A)	to	1.60V)	165Ah
1 C	(300A)	to	1.60V)	160Ah

Weight **Approx. 21.2kg(46.64Lbs.)**

Internal Resistance (at 1KHz) **Approx. 0.5 mΩ**

Maximum Discharge Current for

5 seconds: **1800A**

Charging Methods at 25 (77)

Cycle use:

Charging Voltage **2.30 to 2.40V**

Coefficient -5.0mV/ /cell

Maximum Charging Current : **90A**

Standby use:

Float Charging Voltage **2.25 to 2.30V**

Coefficient -3.0mV/ /cell

Design Life **12 years**

Operating Temperature Range

Charge **-15 (5) to 40 (104)**

Discharge **-15 (5) to 50 (122)**

Storage **-15 (5) to 40 (104)**

Charge Retention (shelf life) at 20 (68)

1 month **98%**

3 month **94%**

6 month **85%**

Case Material **ABS**

(UL94-V0 flame retardant case / cover)

Description of torque value of hard ware for the terminals:

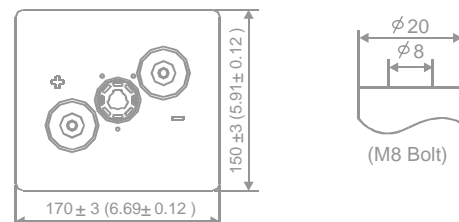
Recommended torque value **M8: 7 N-m (71kgf-cm)**

Maximum allowable torque value **M8: 9 N-m (92kgf-cm)**

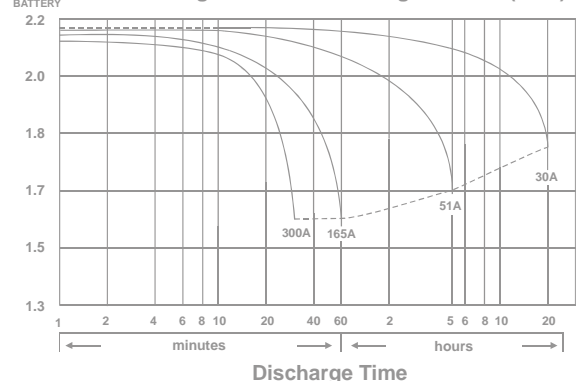


Dimensions

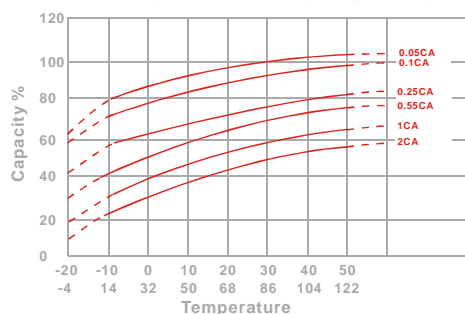
mm(inch)



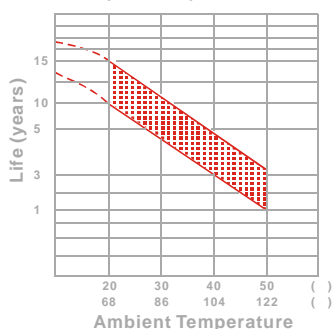
(V) FOR 2V BATTERY Discharge Time VS. Discharge Current (25)



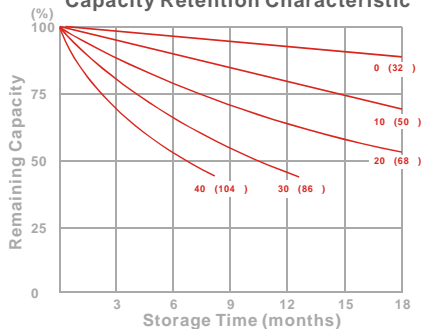
Effect of Temperature on Capacity 25 (77)



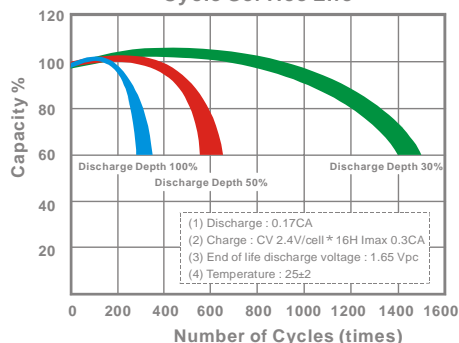
Trickle (or float) Service Life



Capacity Retention Characteristic



Cycle Service Life



- PERFORMANCE DATA

Discharge Rates in Watts to Various End Voltages at 25 (77)

End Voltage		1.85V	1.80V	1.75V	1.70V	1.65V	1.60V
Time							
20	min	511	572	607	638	664	685
30	min	478	509	533	550	567	580
60	min	269	294	313	329	342	350
120	min	165	176	186	195	203	209
180	min	126	135	143	149	156	161
240	min	107	114	119	124	128	131
300	min	94.7	100	104	108	111	113
360	min	83.9	88.5	91.7	94.2	96.1	97.6
480	min	66.9	70.2	72.8	74.9	76.5	77.6
600	min	56.1	59.0	61.2	63.0	64.3	65.0
1200	min	29.9	31.2	32.1	32.9	33.7	34.2

- Discharge Rates in Amperes to Various End Voltages at 25 (77)

End Voltage		1.85V	1.80V	1.75V	1.70V	1.65V	1.60V
Time							
20	min	244	285	314	342	364	377
30	min	216	248	273	296	314	322
60	min	134	150	163	174	181	187
120	min	92.0	96.3	101	105	109	112
180	min	67.8	72.5	75.3	78.0	80.6	83.0
240	min	53.6	57.1	59.7	61.9	64.0	65.7
300	min	46.1	49.0	51.1	52.9	54.5	55.9
360	min	39.8	42.2	44.3	46.1	47.6	48.7
480	min	33.1	34.7	35.9	37.0	37.8	38.6
600	min	28.8	29.9	30.8	31.5	32.1	32.6
1200	min	14.8	15.4	15.9	16.4	16.8	17.1

All data on the spec. sheet is an average value:

The tolerance range : X<6min(+15%~-15%), 6min X<10min(+12%~-12%),10min X < 60min(+8% ~-8%), X 60min(+5%~-5%)

130716-1A-V



CÔNG TY TNHH LELONG VIỆT NAM

40 Bà Chánh Thầu, KP2, Thị Trấn Bến Lức Huyện Bến Lức, Tỉnh Long An
 Cụm Công Nghiệp Đức Mỹ, Xã Đức Hòa Đông, Huyện Đức Hòa, Tỉnh Long An

TEL:+84-72-3872213
 TEL:+84-72-3779666

FAX:+84-72-3872350
 FAX:+84-72-3779476